

Hygrostat

FLZ 600

Hygrostat-thermostat combination device

FLZ 610

Hygrostats from the FLZ series switch on control cabinet heaters or filterfans when a preset relative humidity is exceeded. The relative humidity is kept above the dew point and the condensation of water on electrical components and the corrosion of unprotected sheet metal is prevented. The electronic combination device unites thermostat and hygrostat in one housing and, at the same time, monitors the relative humidity and the temperature independently of each other.



Data		FLZ 600	FLZ 610	Unit
Article number	0 °C (+32 °F) ... +60 °C (+140 °F)	17207000000	17218100000	
Device implementation		mechanical hygrostat	electronic hygrostat-thermostat combination device	
Type of contact		changeover with spring contact	changeover/relay	
Rated voltage		–	230 V AC 50 / 60 Hz ¹	
Setting range		40 - 90% R.H.	40 - 90% R.H. / 0 °C to +60 °C	
Switching temperature difference		approx. 5%	approx. 2 K ± 1 K / approx. 4% R.H. ± 1%	
Switching point tolerance		± 4 ²	–	K
Contact resistance		–	< 10	mΩ
Max. switching power value in brackets: inductive load at cos φ = 0.6	N.C.	24 - 250 V AC / 5 (0.2) A – min. 100 mA	240 V AC, 8 (3) A or 120 V AC, 8 (3) A	
	N.O.	24 - 250 V AC / 2 (0.2) A – min. 100 mA	24 V DC, 4 A	
	DC	max. 30	–	W
Operating temperature range		0 ... + 60 (+ 30 ... + 140)	- 20 ... + 60 (- 4 ... + 140)	°C (°F)
Storage temperature range		- 40 ... + 80 (- 40 ... + 176)		
Probe type		polyamide belt	–	
System of protection		IP 20		
Weight		55	85	g
Type of connection		screw terminal for cable cross-section 0.5 to 2.5 mm ²		
Operating display		–	LED	
Suitable for the operation of		fan and heater		
Type of mounting		snap fastening for 35 mm profile bars according to EN 60715		
Colour		RAL 7035		
Accessories	Piece	Article number	Information on page	
Thermostat	1	17207000000	176/178	
Internal enclosure fan	1	18110000000	65	

¹ alternatively available in 115 V AC (17218151000)

² in relation to 50% R.H.

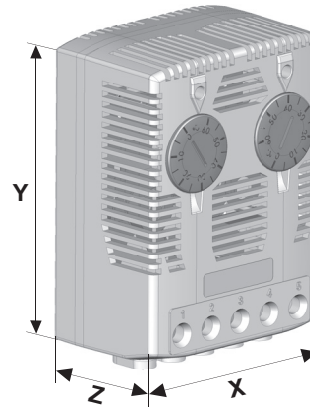
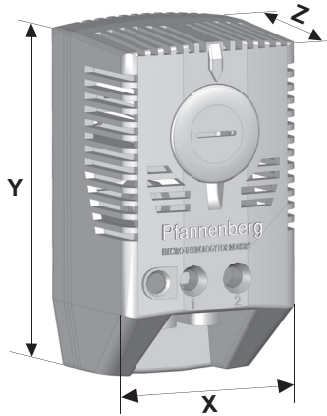
Approvals see page 165

Dimensions

mm	FLZ 600	FLZ 610
X	37	59
Y	64	80.5
Z	46	38

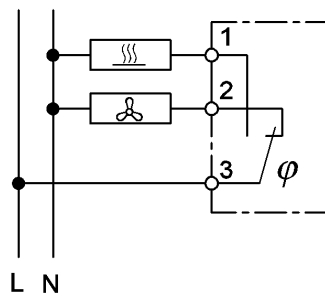
FLZ 600

FLZ 610



Schematics

FLZ 600



FLZ 610

