

Filterfan

PF 43.000

Exhaust filter

PFA 40.000



- installation size 4, air flow rate up to 292 m³/h
- two performance classes, cut-out compatible
- system of protection IP 54 and IP 55, NEMA type 12
- UL, cUL approval
- UV-resistance (IP 55 version)
- cut-out compatible with installation size 4 from the 3rd Generation

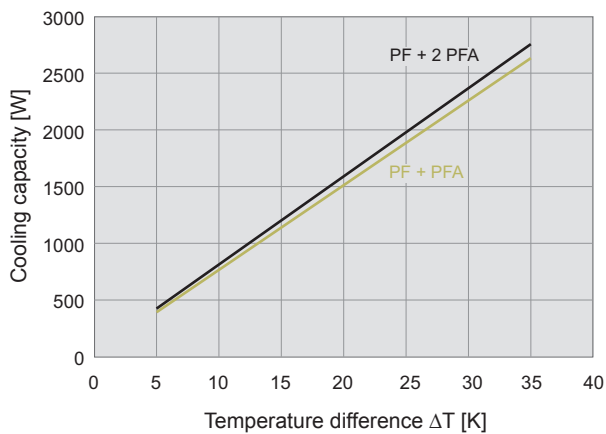
Data		PF 43.000					Unit
Article number	IP 54	11643101055	11643151055	11643851055	11643801055	11643701055	
	IP 55	11643103055	11643153055	11643853055	11643803055	11643703055	
		AC 50 Hz / 60 Hz		DC			
Rated voltage ± 10 %		230	115	12	24	48	V
Unimpeded airflow	IP 54	256 / 292					m ³ /h
	IP 55	233 / 265					
Airflow rate in combination (PF + PFA 40.000)	IP 54	231 / 265					
	IP 55	180 / 207					
Power consumption		45 / 39	40 / 40	12	12	12	W
Current consumption		0.32 / 0.26	0.5 / 0.5	1	0.5	0.25	A
Noise level (according to EN ISO 3741)	IP 54	42 / 46		42			dB (A)
	IP 55						
Weight		1.67		1.51			kg
Type of connection		spring-type terminal					
Fuse		6					A
System of protection according to EN 60529 / UL 50	IP 54	NEMA type 12 - standard filter					
	IP 55	NEMA type 12 - fluted filter					
Filtration efficiency	IP 54	88					%
	IP 55	91					
Filter mat quality class according to EN 779	IP 54	G 3					
	IP 55	G 4					
Duty cycle		100					%
Bearing type		ball bearing					
Service life L ₁₀ (+ 40 °C) ¹		40000		80000			h
Temperature range		- 15 ... + 55 / + 5 ... + 131					°C / °F
Design (housing and protection against accidental contact)	IP 54	made of injection-moulded thermoplastic, self-extinguishing, UL 94 VO					
	IP 55	additional: UV-resistant					
Colour		RAL 7035, different colours available on request					
Accessories		Piece	Article number			Information on page	
Exhaust filter PFA 40.000	IP 54	1	11740001055			160	
	IP 55	1	11740003055			160	
Thermostat		1	17121000000			176/178	

¹ fan failure is defined as being when the current and speed deviate or the operating noises are out of the ordinary

Approvals see page 119

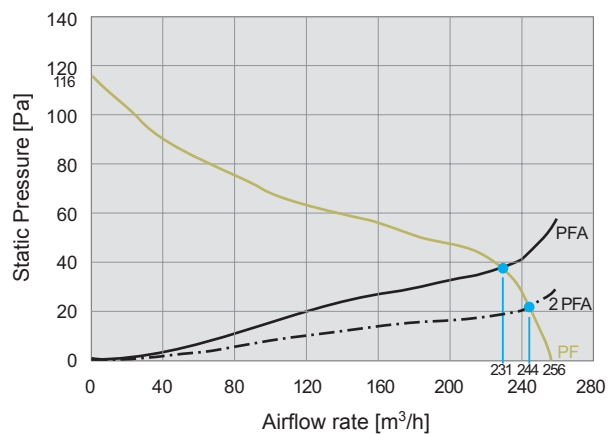
Cooling capacity performance curves

PF 43.000 IP 54

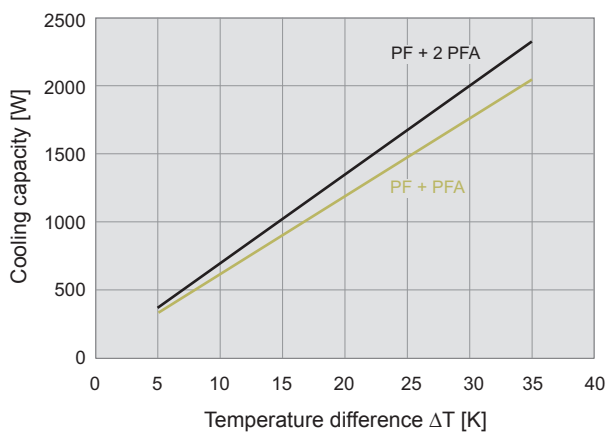


Static pressure performance curves

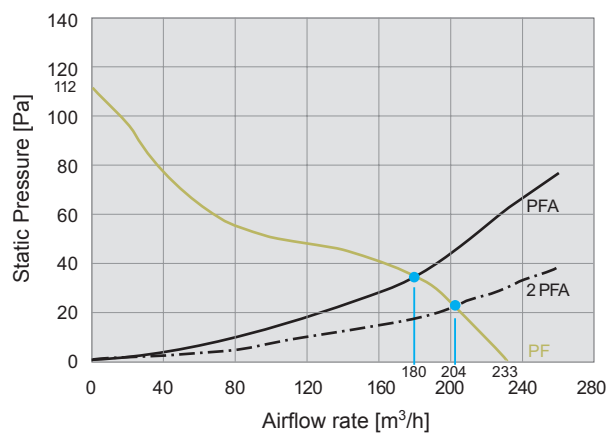
PF 43.000 IP 54



PF 43.000 IP 55



PF 43.000 IP 55



Dimensions

mm	PF 43.000		PFA 40.000
	AC	DC	
X	252	252	252
Y	252	252	252
Z1	6	6	6
Z2	113	97	38
A ¹	223	223	223
B ¹	223	223	223

¹ for material thicknesses up to 2 mm
+ 1 mm for thickness of material > 2 mm ≤ 3 mm

