

# Filterfan

## PF 42.500

### Exhaust filter

## PFA 40.000



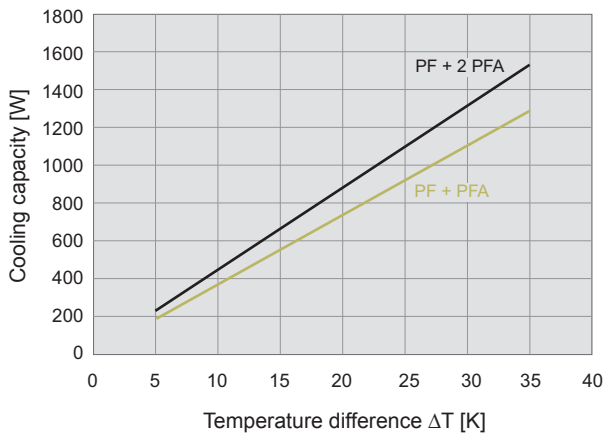
- installation size 4, air flow rate up to 171 m<sup>3</sup>/h
- two performance classes, cut-out compatible
- system of protection IP 54 and IP 55, NEMA type 12
- UL, cUL approval
- UV-resistance (IP 55 version)
- cut-out compatible with installation size 4 from the 3<sup>rd</sup> Generation

Data		PF 42.500					Unit
Article number	IP 54	11642101055	11642151055	11642851055	11642801055	11642701055	
	IP 55	11642103055	11642153055	11642853055	11642803055	11642703055	
		AC 50 Hz / 60 Hz		DC			
Rated voltage ± 10 %		230	115	12	24	48	V
Unimpeded airflow	IP 54	156 / 171					m <sup>3</sup> /h
	IP 55	145 / 160					
Airflow rate in combination (PF + PFA 40.000)	IP 54	116 / 127					
	IP 55	109 / 113					
Power consumption		18 / 17	18 / 17	6	4.7	4.6	W
Current consumption		0.12 / 0.1	0.25 / 0.25	0.5	0.2	0.1	A
Noise level (according to EN ISO 3741)	IP 54	40 / 43		40			dB (A)
	IP 55						
Weight		1.18		0.92			kg
Type of connection	spring-type terminal						
Fuse	6						A
System of protection according to EN 60529 / UL 50	IP 54	NEMA type 12 - standard filter					
	IP 55	NEMA type 12 - fluted filter					
Filtration efficiency	IP 54	88					%
	IP 55	91					
Filter mat quality class according to EN 779	IP 54	G 3					
	IP 55	G 4					
Duty cycle	100						%
Bearing type	ball bearing						
Service life L <sub>10</sub> (+ 40 °C) <sup>1</sup>		40000	42500	57500	70000		h
Temperature range	- 15 ... + 55 / + 5 ... + 131						°C / °F
Design (housing and protection against accidental contact)	IP 54	made of injection-moulded thermoplastic, self-extinguishing, UL 94 VO					
	IP 55	additional: UV-resistant					
Colour	RAL 7035, different colours available on request						
Accessories		Piece	Article number			Information on page	
Exhaust filter PFA 40.000	IP 54	1	11740001055			160	
	IP 55	1	11740003055			160	
Thermostat		1	17121000000			176/178	

<sup>1</sup> fan failure is defined as being when the current and speed deviate or the operating noises are out of the ordinary  
Approvals see page 119

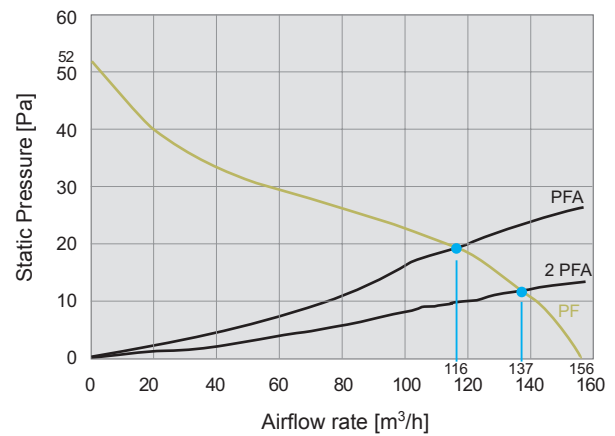
**Cooling capacity performance curves**

PF 42.500 IP 54

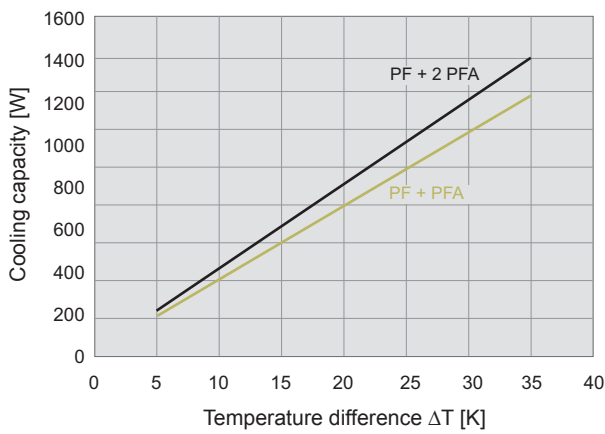


**Static pressure performance curves**

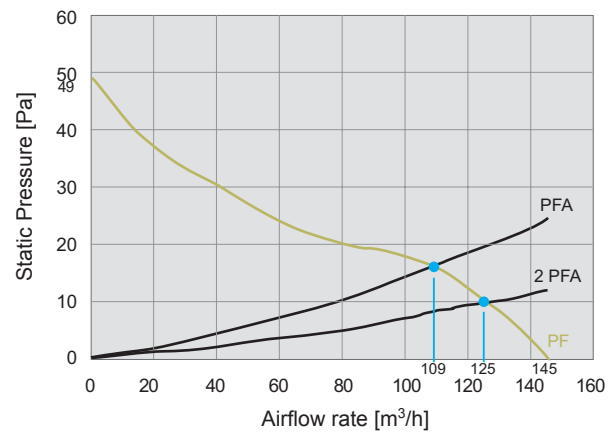
PF 42.500 IP 54



PF 42.500 IP 55



PF 42.500 IP 55



**Dimensions**

mm	PF 42.500	PFA 40.000
X	252	252
Y	252	252
Z1	6	6
Z2	97	38
A'	223	223
B'	223	223

<sup>1</sup> for material thicknesses up to 2 mm  
+ 1 mm for thickness of material > 2 mm ≤ 3 mm

